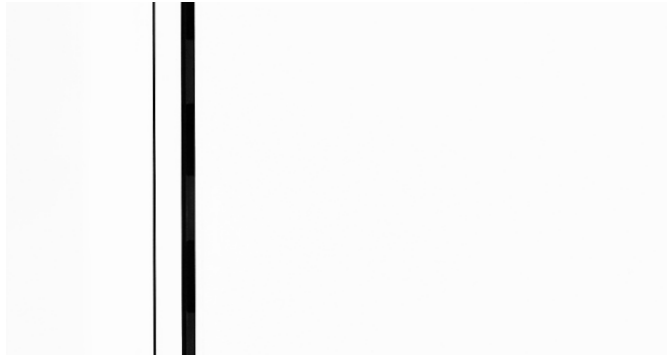




shop-systems.com

SEAM **CORNER-DOUBLE**





1

2



1

**seam corner rail**

slot width 3,50 mm for one bracket

L 6100

cut to size, left

cut to size, right

24 V cut to size, left

SE 035 123 05

SE 035 124 05

SE 035 125 05

SE 035 126 05

aluminium, natural anodised



L 6100

cut to size, left

cut to size, right

24 V cut to size, left

SE 035 123 16

SE 035 124 16

SE 035 125 16

SE 035 126 16

aluminium, black anodised



2

**seam double rail**2 slots with a width of 3,50 mm each,
for one bracket each

L 6100

cut to size

24 V cut to size

SE 220 120 05

SE 220 121 05

SE 220 122 05

aluminium, natural anodised



L 6100

cut to size

24 V cut to size

SE 220 120 16

SE 220 121 16

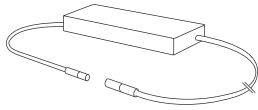
SE 220 122 16

aluminium, black anodised

**+ power feed**for electrified seam rail with slot width of
3,50 mm, seam wall installation rail, double
and corner rail, 24 V, cable length 500 mm

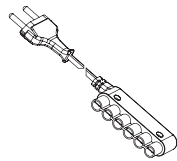
BR 024 800 07





+ LED converter 230 V, primary line 1000 mm, secondary line 250 mm	18 watt	BR 024 810 07
	36 watt	BR 024 812 07
	50 watt	BR 024 814 07
	75 watt	BR 024 816 07
	100 watt	BR 024 818 07

Execution in non-halogen on request!



+ connecting line 230 V, high voltage, 3000 mm, Euro flat plug	6-way distributor	BR 024 831 07
	single round plug	BR 024 833 07

+ UK-adaptor for connecting line		BR 024 840 07
---	--	---------------

Execution in non-halogen on request!



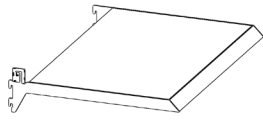
+ extension cable high voltage 230 V, with plug-system white color	L 500 mm	BR 024 841 07
	L 1000 mm	BR 024 843 07
	L 2000 mm	BR 024 847 07
low voltage 24 V, with plug-system green color	L 500 mm	BR 024 861 07
	L 1000 mm	BR 024 863 07
	L 2000 mm	BR 024 867 07

Execution in non-halogen on request!



+ distributor high voltage 230 V, with plug-system white color	2-way distributor	BR 024 893 07
low voltage 24 V, with plug-system green color	2-way distributor	BR 024 883 07
	6-way distributor	BR 024 881 07

Execution in non-halogen on request!

**LED-shelf frame**

for wooden shelves 19 mm and glass shelves 8 mm thickness, depth 400 mm, 16 W per meter, 120 Lm/W, 24 V color rendering index: 85 +

3000 K

4000 K

BR 024 200 10

BR 024 202 10

steel, powder-coated white alu



BR 024 201 10

BR 024 203 10

steel, powder-coated black

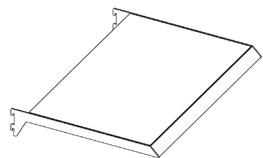


3000 K

4000 K

wooden shelf drawing for download under SE 080 606 04

glass shelf drawing for download under SE 080 606 03

**shelf frame**

for wooden shelves 19 mm and for glass shelves 8 mm

L 400

BR 024 208 10

steel, powder-coated white alu



BR 024 209 10

steel, powder-coated black

1 pair of brackets

for side mounting on wooden shelves with a depth of 350 - 400 mm, ready assembled current collector, 24 V

L 350, t 3

BR 024 204 10

steel, powder-coated white alu

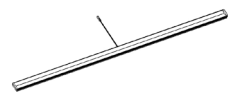


BR 024 205 10

steel, powder-coated black



wooden shelf drawing for download under SE 080 607 04

**LED built-in lighting unit**

for wooden shelves with a thickness of 19 mm and a length of 580 mm, 16 W per meter, 120 Lm/W, 24 V, color rendering index: 85 +

3000 K

4000 K

BR 024 700 05

BR 024 701 05

aluminium, natural anodised



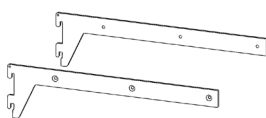
3000 K

4000 K

BR 024 700 16

BR 024 701 16

aluminium, black anodised

**1 pair of brackets**

for side mounting on wooden shelves with a depth of 350 - 400 mm

L 350, t 3

BR 024 206 10

steel, powder-coated white alu


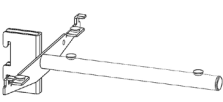
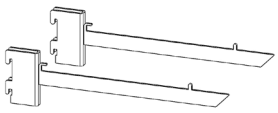
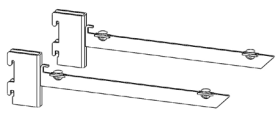
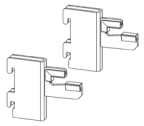
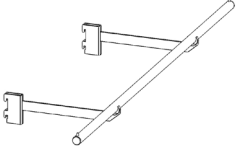
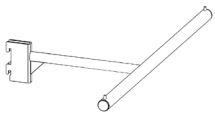
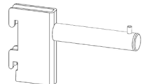


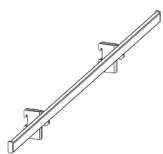
BR 024 207 10

steel, powder-coated black

wooden shelf drawing for download under SE 080 608 04



	single bracket for wooden shelves 19 mm and glass shelves 8 mm thickness, with LED light ,16 W per meter, 120 Lm/W, 24 V, color rendering index: 85 +	3000 K 4000 K	SE 220 208 10 SE 220 210 10	15 ⚡
		3000 K 4000 K	SE 220 209 10 SE 220 211 10	⚡
	single bracket for wooden shelves 19 mm and glass shelves 8mm thickness, 300 – 400 mm depth	L 270	SE 220 201 01	15
	1 pair of brackets for wooden shelves with a depth of 320 - 450 mm	L 315, t 3	SE 220 202 01	30
	1 pair of brackets for glass shelves with a depth of 320 - 450 mm	L 315, t 3	SE 220 203 01	30
	set of two clamping brackets for 8 mm glass shelves	L 55, H 40	SE 220 207 01	10
	side hanging frame round tube, overlapping the center	Ø 25, L 1250	SE 220 300 01	30
	T-arm round tube	Ø 25, L 625	SE 220 301 01	10
	front arm with pin	L 100 L 300 Ø 20	SE 220 400 01 SE 220 401 01	10

**back bar**

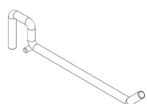
rectangular tube

L 1250, D 15, H 30

SE 220 500 01

40

stainless steel, satin finish

**+ smashed hook**

with a 135° curved end, suitable for back bar

L 120

VP 460 107 01

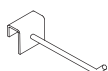
1

L 220

VP 460 108 01

Ø 6

stainless steel, satin finish

**+ blister hook**

with a 135° curved end, suitable for back bar

L 120

VP 460 106 12

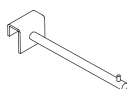
1

L 220

VP 460 106 22

Ø 6

stainless steel, satin finish

**+ front hook**

with pin, suitable for back bar

L 150

VP 461 110 15

2

L 200

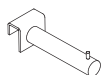
VP 461 110 20

L 300

VP 461 110 30

Ø 10

stainless steel, satin finish

**+ front arm**

with pin, suitable for back bar

L 100

VP 470 120 10

10

L 300

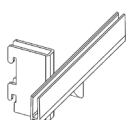
VP 470 120 30

L 400

VP 470 120 40

Ø 20

stainless steel, satin finish

**sign holder**

for acrylic folders

A4 →

SE 220 802 02

A4 ↑ / A5 →

SE 220 803 02

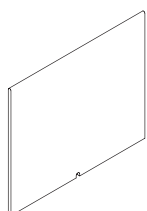
A5 ↑ / A6 →

SE 220 804 02

A6 ↑

SE 220 805 02

stainless steel, satin finish

**+ acrylic folder**for sign holder,
made of 3 mm acrylic glass, bended

A4 →

ZU 003 801 07

A4 ↑

ZU 003 800 07

A5 →

ZU 003 803 07

A5 ↑

ZU 003 802 07

A6 →

ZU 003 805 07

A6 ↑

ZU 003 804 07

acrylic glass

GERMANY

SHOP SYSTEMS GMBH

ZEPPELINSTRASSE 8-12
88677 MARKDORF

TEL. +49 (0)7544 95 30 700
INFO@SHOP-SYSTEMS.COM

BENELUX

SHOP SYSTEMS B.V.

ROESELARESTRAAT 53
4826JA BREDA | NETHERLANDS

TEL. +31 (0)644 125 104
JOHN@SHOP-SYSTEMS.NL

UNITED KINGDOM

SHOP SYSTEMS UK LTD.

89 WOODLANDS AVENUE
LONDON | N3 2NS

TEL +44 (0)20 3697 1260
JASON@SHOP-SYSTEMS.CO.UK